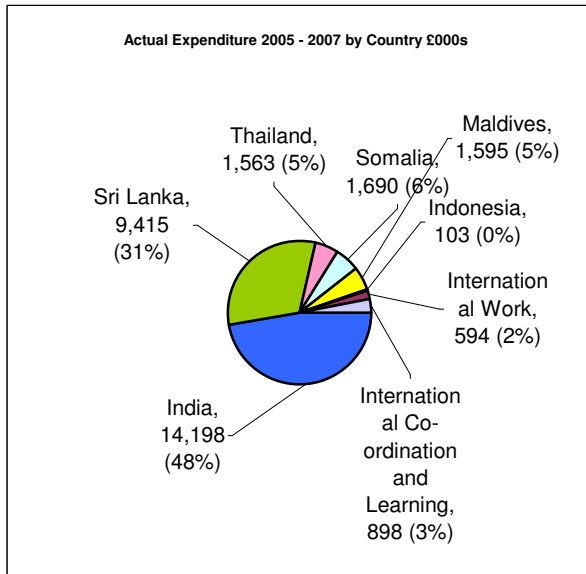


## ActionAid International Tsunami Response Finance Update December 2007

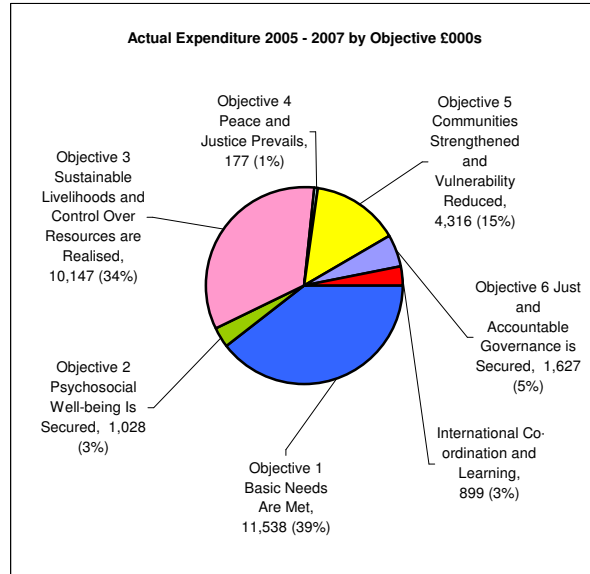
- Cumulative expenditure 2005 - 2007
- Revised Plans for 2005 – 2007 with 2005 and 2006 actual expenditure
- 2007 budget and expenditure

**NOTE: Plans are subject to regular review and figures may change**

Cumulative actual expenditure for Jan 2005 - December 2007 (charts 1 and 2) is £30, 056,064 in total which is 99% of the planned expenditure for the 3 year response

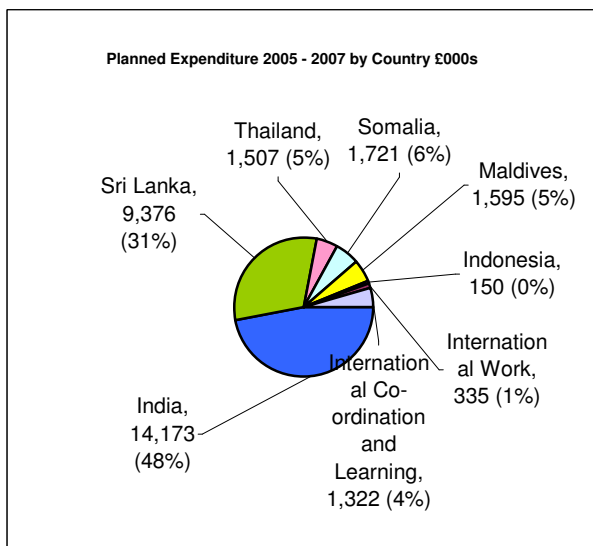


**Chart 1**

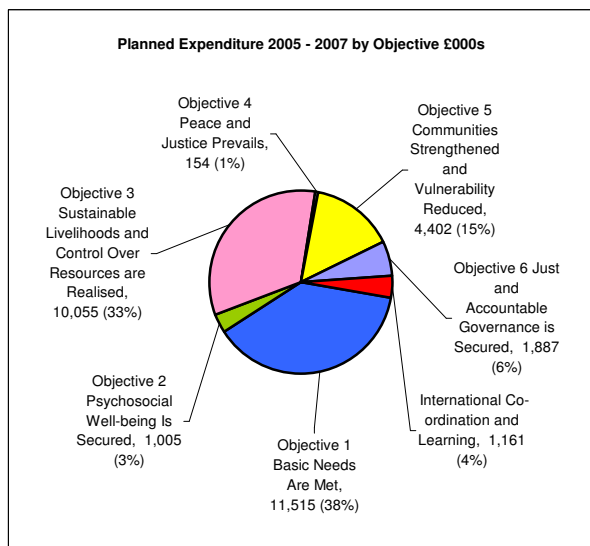


**Chart 2**

Planned expenditure for years 2005 - 2007 is £30,179,358 in total (charts 3 and 4)

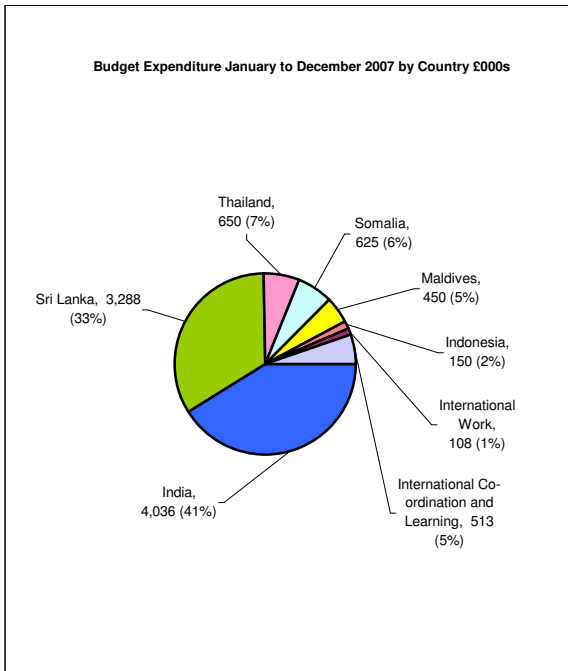


**Chart 3** - This plan analysis by country is updated at least annually. Actual figures for 2005 and 2006 are included

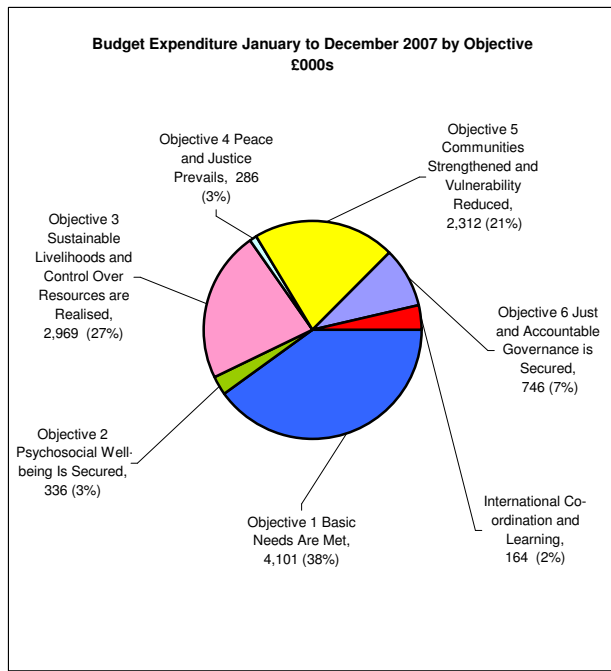


**Chart 4** - This plan analysis by objective is updated at least annually. Actual figures for 2005 and 2006 are included

Budget expenditure for January to December 2007 is £9,819,537 (charts 5 and 6)

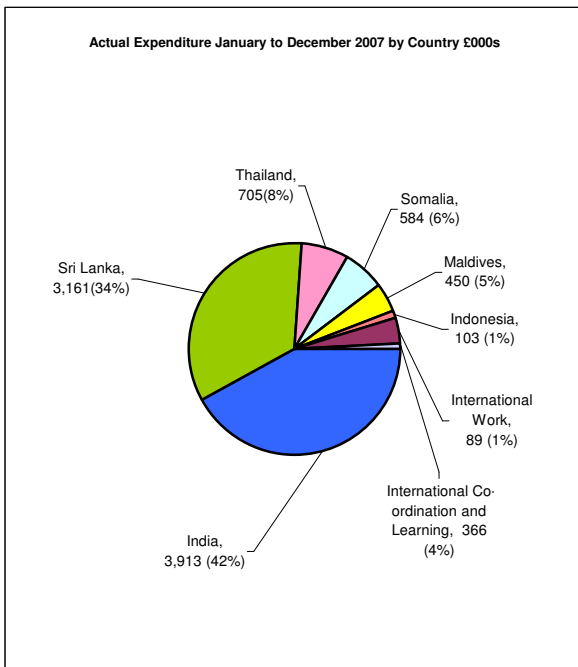


**Chart 5**

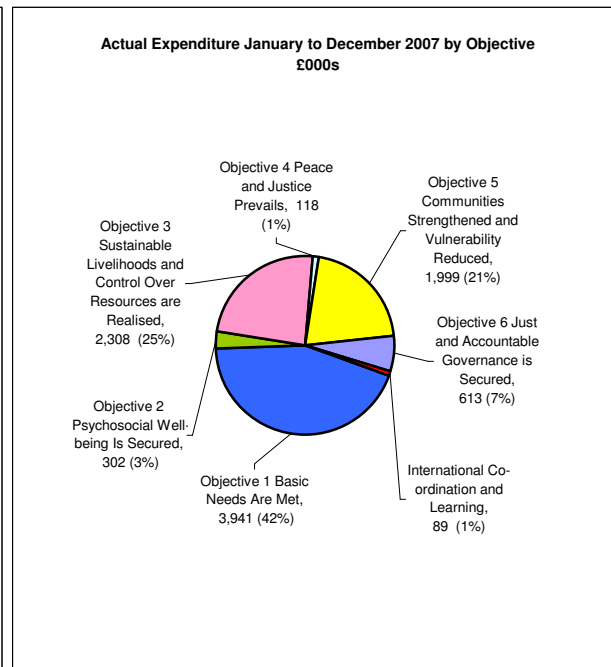


**Chart 6**

Actual Expenditure for January to December 2007 is £9,696,243 which is 99% of the budget for the period (charts 7 and 8)



**Chart 7** - This analysis of actual expenditure by country includes balances held by partner organisations at the end of December 2007



**Chart 8** - This analysis of actual expenditure by objective excludes balances held by partner organisations at the end of December 2007.